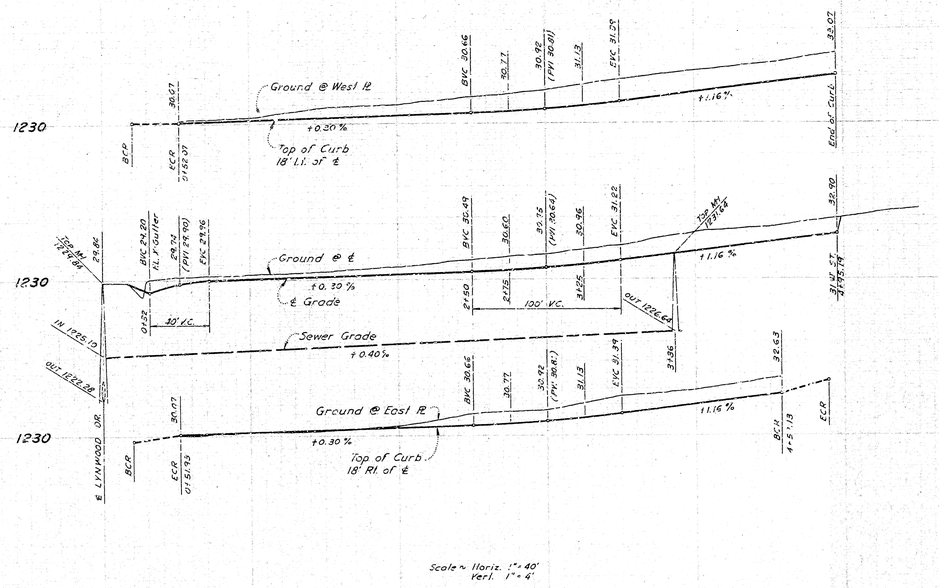

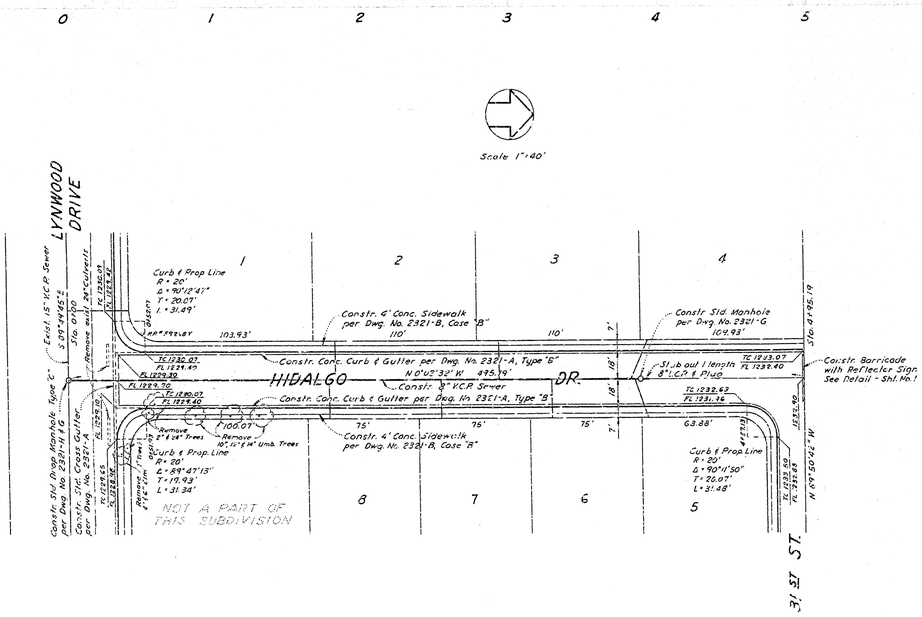

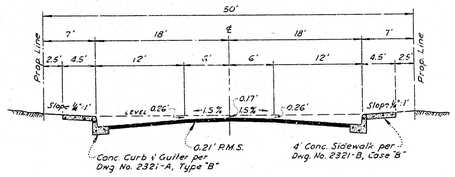

NOTES

1. - All work embodied on these plans shall be done in conformity with applicable provisions of Specifications No. 2271.
2. - 6" x 4" Wyes with connecting sewer to be constructed shown on plan thus, ⊤⊥ .
3. - All Vitrified Clay Pipe house connections shall be constructed on an upward grade of 2 per cent from Main Sewer and shall extend from the Main Sewer to the Property Line.
4. - All house connections are approximate and exact locations shall be determined in the Field.
5. - Manhole frames and covers to constructed by the Sewer Contractor 6" below Official Grade shown and upon completion of paving, the Paving Contractor shall adjust manhole frames and covers to said Official Grade.
6. - All Standard Cross Sections of Curb, Gutter and Pavement are as per City of San Bernardino, Department of Engineering Std Drawings No. 2321.
7. - Bench Marks :
   (a.) B.M. #30, 6x6 Conc Mon. @ N.W. Cor. Lynwood Dr. & Del Rosa Ave. - Elev. 1230.53
   (b.) Top of 1" I.P. @ S.W. Cor. of Tract No. 5905 Elev. 1230.52

Don B. Miller
DON B. MILLER, R.C.E. No. 8750

DEPARTMENT OF ENGINEERING
CITY OF SAN BERNARDINO

TRACT NO. 5905

IMPROVEMENT PLANS

SUBMITTED BY CAMPBELL & MILLER REFERENCE
APPROVED September 16, 1958 DRAWN BY 2654
Ronald E. Wilfonk
CITY ENGINEER CHECKED BY
REGISTERED CIVIL ENGINEER No. 8373

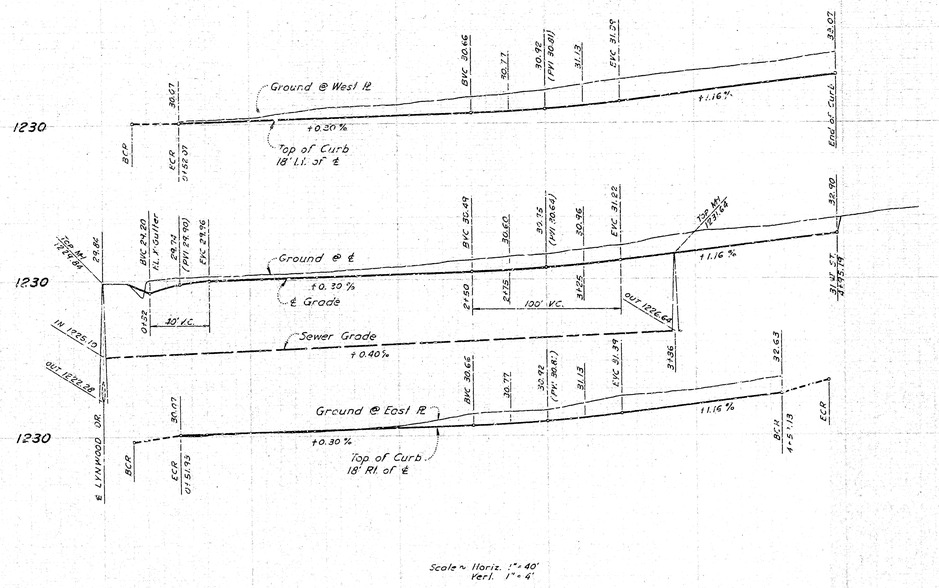

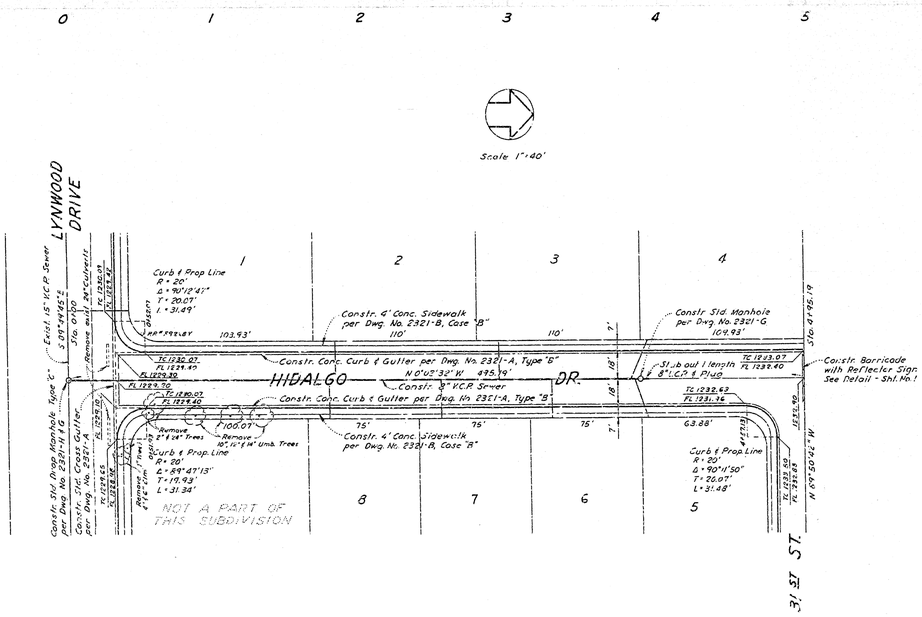

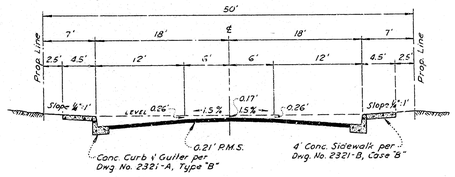

NOTES

1. - All work embodied on these plans shall be done in conformity with applicable provisions of Specifications No. 2271.
2. - 6" x 4" Wyes with connecting sewer to be constructed shown on plan thus, ⊤⊥ .
3. - All Vitrified Clay Pipe house connections shall be constructed on an upward grade of 2 per cent from Main Sewer and shall extend from the Main Sewer to the Property Line.
4. - All house connections are approximate and exact locations shall be determined in the Field.
5. - Manhole frames and covers to constructed by the Sewer Contractor 6" below Official Grade shown and upon completion of paving, the Paving Contractor shall adjust manhole frames and covers to said Official Grade.
6. - All Standard Cross Sections of Curb, Gutter and Pavement are as per City of San Bernardino, Department of Engineering Std Drawings No. 2321.
7. - Bench Marks :
   (a.) B.M. #30, 6x6 Conc Mon. @ N.W. Cor. Lynwood Dr. & Del Rosa Ave. - Elev. 1230.53
   (b.) Top of 1" I.P. @ S.W. Cor. of Tract No. 5905 Elev. 1230.52

Don B. Miller
DON B. MILLER, R.C.E. No. 8750

DEPARTMENT OF ENGINEERING
CITY OF SAN BERNARDINO

TRACT NO. 5905

IMPROVEMENT PLANS

SUBMITTED BY CAMPBELL & MILLER REFERENCE
APPROVED September 16, 1958 DRAWN BY 2654
Ronald E. Wilfonk
CITY ENGINEER CHECKED BY
REGISTERED CIVIL ENGINEER No. 8373